



2010

GOYA WINDSURFING TM

HOME OF THE FINEST WINDSURFING GEAR TM

WELCOME TO THE WINDY YEAR

GOYA WINDSURFING is a rider driven company- the proof is our product.

A passion for windsurfing is shared by the entire GOYA organization. We love to windsurf, and we love to progress as riders- evolving our products is simply the result of this motivation.

At Goya Windsurfing we develop the entire windsurfing experience: boards, sails and the rig components you need to enjoy what we consider the most fun sport on earth. Our priority is performance and the range to meet any windsurfer's need, from beginner to expert and in all conditions.

We develop our sails based on our day to day sailing experience and the continuous and direct feedback from our customers & riders around the world. We look forward to hearing from you.

Have a great windsurfing day,

Enjoy the ride!

Francisco Goya

A handwritten signature in black ink, appearing to read 'Francisco Goya', with a large, sweeping flourish above it.

All material is available @: www.goyasails.com/Goyasails_2010.zip

:: 2010 Sails Characteristics

All GOYA SAILS feature **the Stretch Control System**[™]. The system was created by designer Jason Diffin, and has been time tested and proven to massively increase the range of any sail size by locking the draft of the sail in place, and maintaining the smooth flexible feeling of the sail as the wind strength changes.

All GOYA SAILS also feature center cut batten pockets, which means that the batten is always in the exact center of the sail body layers- this is a stronger, lighter, more symmetrical solution than traditional batten pockets.

All GOYA SAILS are fitted with custom designed, cnc tapered, high quality battens for high strength and true performance.

All GOYA SAILS feature high strength double stitching in high load areas such as sleeve attachment and batten pockets.

:: 2010 construction features

2 PLY DACRON HEAD SECTIONS

2 PLY NYLON ADJUSTABLE HEAD WEBBING

WEBBING PROTECTED ADJUSTABLE HEAD CAPS

UNBREAKABLE NYLON LEECH MINI BATTEN

KEVLAR SLEEVE PROTECTION

DIRECT DRIVE HEX KEY BATTEN TENSIONERS

BOOM HEIGHT INDICATOR MARKS

INTEGRATED TACK FAIRING

6/1 DOWNHAUL TACK PULLEY

:: GURU – PVC Wave Series TM ::
2.7 - 3.0 - 3.3 - 3.7 - 4.0 - 4.2 - 4.5 - 4.7 - 5.0 - 5.3



Wave and High Wind Comfort and Control with a flexible feeling
2010- Improving on an instant classic

Effortless and easy handling makes your sessions longer. Huge wind range means more time sailing and less time rigging. Soft and flexible, forward driving and quickly neutral, the GURU will take you where you want to go on the water and in the air. Just visualize what you want to do, and the GURU will take you there... The GURU is also an excellent choice for smaller and lighter sailors in high wind due to it's forward stable draft, and soft, easy feel. Keith Teboul and Francisco Goya rely on the GURU to take them to a higher level with confidence, and so can you...

GURU features the new reduced head, step leech outline- this reduces head "wag" makes the sail much quieter in the hands, increases your comfort and control meaning more time on the water for you.

IMPROVEMENTS FOR 2010

:: Performance-

Extended boom lengths in sizes 3.7-4.5 give more drive and stability to these important powered sizes.

Modified size and position of window makes the new GURU lighter and improves visibility.

:: Construction-

Sail weight has been trimmed through new batten pocket construction- stronger and lighter

New Rip Lock sleeve materials prevent runaway sleeve tears in critical area.

Full x-ply body panel construction, ever-clear pvc window

:: Preferred mast – Goya RDM 90%

:: Specs



CHARCOAL

PURPLE

RASBERRY

TURQUOISE

New! 5.3 Fits 400 mast!

SIZE M ²	BOOM CM	LUFF CM	MAST*	TOP	WEIGHT
2.7	128	310	340/15	ADJUSTABLE	2.75 KG
3.0	134	327	340/15	ADJUSTABLE	3.14 KG
3.3	139	348	340/15	ADJUSTABLE	3.25 KG
3.7	145	376	370/17	ADJUSTABLE	3.5 KG
4.0	150	393	370/17	ADJUSTABLE	3.63 KG
4.2	155	397	370/17	ADJUSTABLE	3.69 KG
4.5	159	407	400/19	FIXED	3.76 KG
4.7	163	417	400/19	FIXED	3.89 KG
5.0	167	427	400/19	FIXED	4.01 KG
5.3	175	427	400/19	FIXED	4.18 KG

* RECOMMENDED GOYA RDM 90% - CAN BE USED WITH SDM 90%

:: Eclipse – New Model! ::
3.4 - 3.7 - 4.1 - 4.4 - 4.7 - 5.0 - 5.3 - 5.7 - 6.2 - 6.8



Worldwide Power Wave
No Limits Freestyle Wave
Direct feeling, Full power and control in any condition

:: Performance-

Align the sailing talents of Levi Siver and Francisco Goya, and the sailmaking experience of sail designer Jason Diffin, plus feedback from the rest of the GOYA sails team, and the result is something special. The ECLIPSE is the ultimate worldwide wave and wave style sail. Incredible low end power. Huge range. The reduced luff length of ECLIPSE enables quick sail transitions and in the air rotations. Shortened luff length also allows for 370 mast up to 4.4, 400 mast on 5.3 and 430 mast up to 6.2. Incredible high end control. Down the line waves, High Wind Acrobatics, Blazing top end speed- the ECLIPSE does it all.

ECLIPSE features the new reduced head, step leech outline- this reduces head "wag" makes the sail much quieter in the hands, increases your comfort and control meaning more time on the water for you.

:: Construction-

Sail weight has been trimmed through new batten pocket construction- stronger and lighter

New Rip Lock sleeve materials prevent runaway sleeve tears in critical area.

Full x-ply body panel construction (Eclipse), clear monofilm window (Eclipse mono)

:: Preferred mast – Goya RDM 90%

Also compatible with SDM in sizes 5.7 and larger

:: Specs

ECLIPSE is available in full x-ply or as **ECLIPSE MONO Limited Edition** (Only available in Purple)- 7 mil monofilm window for perfect visibility and a slightly crisper, more direct feel.



CHARCOAL

PURPLE

RASBERRY

TURQUOISE

5.3 Fits 400 mast!

SIZE M ²	BOOM CM	LUFF CM	MAST*	TOP	WEIGHT
3.4	142	357	340/370	ADJUSTABLE	3.32 KG
3.7	148	377	370/17	ADJUSTABLE	3.5 KG
4.1	155	387	370/17	ADJUSTABLE	3.62 KG
4.4	160	397	370/17	ADJUSTABLE	3.74 KG
4.7	165	407	400/19	FIXED	3.8 KG
5.0	170	417	400/19	FIXED	3.95 KG
5.3	175	4.27	400/19	FIXED	4.05 KG
5.7	180	442	430/21	FIXED	4.28 KG
6.2	189	457	430/21	FIXED	4.53 KG
6.8	199	472	430/21	FIXED	4.79 KG

* RECOMMENDED GOYA RDM 90% -

:: FXR –Freeride to Freerace Series ::
3.8 – 4.3 – 4.9 – 5.4 – 5.9 – 6.4 – 6.9—7.5 – 8.2 – 9.0



FXR 6

FXR 7

6 Batten No Cam Freeride
Power, Speed, Maneuvers and Control

7 Batten No Cam Freerace
Race sail speed with easy rigging

:: Performance-

The FXR design changes from size to size to suit the conditions- The larger sizes are cut for power and speed- the fundamentals of slalom and race style sailing. Lightweight, great low end power- plane early and go faster. The smaller sizes are cut to excel in high wind maneuvers, jumps and speed. The new reduced head outlines on all sizes gives a quieter, easier feeling and improved overall range. FXR is the sail of choice for Designer/Rider Jason Diffin for The Gorge summers of white knuckle power, speed and jump sailing, and light wind cruising on the big boards.

Improvements for 2010-

:: Construction

7 mil monofilm body panels provide excellent visibility and a crisp and lively feel.

Sail weight has been trimmed through new batten pocket construction- stronger and lighter.

New technical sleeve cloth helps retain the life of the intended foil shape, and is stronger.

FXR features the new reduced head, step leech outline- this reduces head "wag" makes the sail much quieter in the hands, increases your comfort and control meaning more time on the water for you.

:: Preferred mast – Goya RDM 90% Also works great with SDM in sizes 5.4 and large

:: Specs

FXR-6




CHARCOAL

PURPLE

RASBERRY

TURQUOISE

FXR-7



CHARCOAL

PURPLE


RASBERRY

TURQUOISE

SIZE M²	BOOM CM	LUFF CM	MAST*	TOP	WEIGHT
3.8	148	370	370/17	ADJUSTABLE	3.63 KG
4.3	162	390	370/400	ADJUSTABLE	3.88 KG
4.9	170	412	400/19	ADJUSTABLE	4.22 KG
5.4	175	437	430/21	ADJUSTABLE	4.44 KG
5.9	185	451	430/21	ADJUSTABLE	4.64 KG
6.4	195	467	460/25	FIXED	4.75 KG
6.9	200	486	460/25	FIXED	5.01 KG
7 BATTENS SIZES					
7.5	212	484	460/25	FIXED	5.58 KG
8.2	220	499	490/29	FIXED	5.91 KG
9.0	232	515	490/29	FIXED	6.22 KG

* RECOMMENDED GOYA RDM 90% -ALSO WORKS WITH SDM IN SIZES 5.4 AND LARGER

:: Storm –Kid's performance Wave and Freestyle Wave :: **PVC Window** **2.5 – 3.0 – 3.5 – 4.0**



:: Performance-

The STORM is a no compromise high performance wave sail for kids. Modeled after the popular GURU sail- **the STORM is designed for ease of rigging, ease of use, plus comfort and control even in the most demanding conditions.** Every size has been carefully designed to fit the changing body sizes of growing sailors. The 2.5 is scaled down and compact, while the 4.0 is a perfect stepping stone in to the adult models. The STORM will help your kids progress and excel, and most importantly have fun!


:: Construction

All x-ply, ever clear pvc window, and bright colors so you can see your little sailor on the water!

Recommended mast- Kids RDM and regular Goya RDM

<i>SIZE M²</i>	<i>BOOM CM</i>	<i>LUFF CM</i>	<i>MAST*</i>	<i>TOP</i>	<i>WEIGHT</i>
<i>2.5</i>	<i>124</i>	<i>295</i>	<i>KID'S 310</i>	<i>ADJUSTABLE</i>	<i>2.70 KG</i>
<i>3.0</i>	<i>132</i>	<i>314</i>	<i>KID'S 310</i>	<i>ADJUSTABLE</i>	<i>2.91 KG</i>
<i>3.5</i>	<i>139</i>	<i>347</i>	<i>340 RDM</i>	<i>ADJUSTABLE</i>	<i>3.15 KG</i>
<i>4.0</i>	<i>145</i>	<i>367</i>	<i>340 RDM</i>	<i>ADJUSTABLE</i>	<i>3.39 KG</i>

:: SURF –Beginner Series ::
Full Dacron PVC Window School Trainer sail
1.5 – 2.0 – 2.5 – 3.0 – 3.5 – 4.0



The SURF is the sail of choice for all the instructors at the windsurf schools we work with- easy to uphaul, easy to handle, with enough shape to keep all size beginners moving forward.

:: Performance-

The SURF is the sail of choice for all the instructors at the windsurf schools we work with- easy to uphaul, easy to handle, with enough shape to keep all size beginners moving forward.

Lightweight and durable. Full head batten and short leech batten provide stability in light and strong winds. Adjustable head webbing allows compatibility with any RDM mast. Large viewing window provides clear and durable sight through the sail. Bright colors make the already safe SURF easy to spot on the water, and fun to look at. It's the sail we've designed to teach our own children and beginners.

:: Construction

And with it's full dacron panels, reinforced perimeter, integrated mast pad, and indestructible PVC window, it is a sail that will last for years

:: Specs

<i>SIZE M²</i>	<i>BOOM CM</i>	<i>LUFF CM</i>	<i>MAST*</i>	<i>TOP</i>	<i>WEIGHT</i>
<i>1.5</i>	<i>105</i>	<i>223</i>	<i>225 -</i>	<i>ADJUSTABLE</i>	<i>1.31 KG</i>
<i>2.0</i>	<i>122</i>	<i>262</i>	<i>265</i>	<i>ADJUSTABLE</i>	<i>1.51 KG</i>
<i>2.5</i>	<i>135</i>	<i>296</i>	<i>300</i>	<i>ADJUSTABLE</i>	<i>1.73 KG</i>
<i>3.0</i>	<i>145</i>	<i>322</i>	<i>325</i>	<i>ADJUSTABLE</i>	<i>1.92 KG</i>
<i>3.5</i>	<i>155</i>	<i>348</i>	<i>350</i>	<i>ADJUSTABLE</i>	<i>2.13 KG</i>
<i>4.0</i>	<i>165</i>	<i>375</i>	<i>380</i>	<i>ADJUSTABLE</i>	<i>2.3 KG</i>

