

2013  
**TABOU**  
**BOARDS**  
**EVOLUTION**




















# 2013 TABOU BOARDS

NOT JUST BETTER. DIFFERENT





## DA Learning CURVE that never ends:

Like they say "the more you learn, the less you know" and each time you learn, you realize how much you don't know! This is especially true for a shaper. This year, I have been working more and more with the team to create a masterpiece. Each and every board I shape is built with a plan. Every single board is different even if it is in the same range. Along with the team, our mission is to make masterpieces. For 2013, you can see my best work to date.

With all our guys on the PWA Tour, we are constantly developing boards. The Mantas have been undergoing constant evolution. Our entire race team of Cedric, Ross, Arnon and the Mouss brothers are trying new prototypes and modifying them in the workshop to continue learning. We take all of this knowledge right over to the Freeride boards and we keep going. Faster. Better.


Same with the Twisters. Our team demands the best. I want to give it to them. This transfers into the 3S range, we are always learning.

Our wave team is only allowed to use my original shapes. I don't allow any one of our riders to use any other shapers boards. This totally defeats our goal and purpose to bring the best we can to the market and to the pro level competitor. There is no reason why this can't be done. We do it!

When I look to the future of windsurfing I can't imagine what it will be like in 5 years. The level the riders are at right now is at an all time high. The moves they are doing would have never been thought possible a decade ago. Who knows what the future may hold, all I know is that I'll be learning and striving to get better and better.

...enjoy our 2013 range.

**Merci, Fabien Vollenweider**













# TABOU WINDSURF BOARDS 2013

## OVERVIEW

### DA CURVE QUADSTER RADICAL WAVE



### POCKET THRUSTER POWER WAVE



### 3S & 3S LTD WAVE FREERIDE FREESTYLE



### TWISTER PRO FREESTYLE



### MANTA & MANTA TEAM PRO RACE



### SPEEDSTER LTD & STD FREERACE | -RACE



Da Curve 67 Quadster  
Da Curve 74 Quadster  
Da Curve 79 Quadster  
Da Curve 85 Quadster  
Da Curve 91 Quadster

Pocket Wave 69  
Pocket Wave 75  
Pocket Wave 80  
Pocket Wave 85  
Pocket Wave 93

3S 76  
3S 76 LTD  
★ 3S 86  
★ 3S 86 LTD  
3S 96  
3S 96 LTD  
3S 106  
3S 106 LTD  
★ 3S 116  
★ 3S 116 LTD

Twister 80 Team  
★ Twister 90 Team  
★ Twister 100 Team  
★ Twister 107 Team

Manta 49  
Manta 54  
★ Manta 59  
★ Manta 61  
★ Manta 66 & Team  
★ Manta 71 & Team  
★ Manta 81 & Team  
★ Manta 85 & Team

★ Speedster 65 LTD  
★ Speedster 65 STD  
★ Speedster 69 LTD  
★ Speedster 69 STD  
★ Speedster 75 LTD  
★ Speedster 75 STD  
★ Speedster 79 LTD  
★ Speedster 79 STD  
★ Speedster 85 LTD  
★ Speedster 85 STD  
★ Speedster 89 LTD  
★ Speedster 89 STD





**THUNDER  
STD & LTD**  
FREERIDE | -RACE



- ★ Thunder 110 LTD
- ★ Thunder 110 STD
- ★ Thunder 120 LTD
- ★ Thunder 120 STD
- ★ Thunder 130 LTD
- ★ Thunder 130 STD

**ROCKET  
STD & LTD**  
FREERIDE | -RACE



- Rocket 95 LTD
- Rocket 95 STD
- Rocket 105 LTD
- Rocket 105 STD
- Rocket 115 LTD
- Rocket 115 STD
- Rocket 125 LTD
- Rocket 125 STD
- Rocket 135 LTD
- Rocket 135 STD
- Rocket 145 LTD
- Rocket 145 STD

**GURU**  
FREERIDE | -MOVE



- Guru 125
- ★ Guru 135
- Guru 145
- ★ Guru 155

**ROOKIE**  
WAVE & FREERIDE



- Rookie Wave
- Rookie FR

**COOLRIDER**  
LEARN




- ★ Coolrider 160
- ★ Coolrider 190
- Coolrider 200

★ **NEW SHAPE**











# DA CURVE QUADSTER THE WAVE WARRIOR

100% pro radical wave

lots of grip to the wave

best of both worlds: quad + tri fin



Da Curve 67 Quadster  
Da Curve 74 Quadster  
Da Curve 79 Quadster  
Da Curve 85 Quadster  
Da Curve 91 Quadster

## DA CURVE QUADSTER

Smooth lines, excellent drive, unprecedented agility, and total control make the 2013 Da Curve the best choice for any wave sailor looking to take their sailing to the next level. The lightweight slot-boxes allow us to offer the choice of either quad or thruster, which after extensive testing by our team, have found that either setup can be more optimal depending on the day's given conditions. A refined outline, modified bottom curve, and extra concave in the tail section makes the DaCurve feel so natural in the waves. It's as if the board has a mind of it's own and you're just along for the ride of your life!

## THOMAS TRAVERSA

"Two boards in one. For nice clean waves and less wind I'll take the Quad set up for maximum drive and plenty of speed. If the wind increases and the waves get choppy I go for tri fins, because the quad is more difficult to surf in these conditions because of the drive. The tri fin makes the board loose and easier to perform. The tri fin also allows any type of turn, not only carving turns and I can also hit the fastest part of the wave even in bad conditions. So: 4 fins for lighter wind and perfect waves, three Fins for Chop or for bumpy conditions with lots of wind. "

## BOTTOM LINE

The Da Curve sets the standard of wave riding. It lets you rip a wave to pieces and keep charging for more. Push your level and learn new lines with this wave riding machine.

## BOARD DETAILS

We worked very hard in getting these boards to the top of the game last year. We tried some new things but in the end we were completely satisfied with our current shapes and did not want to change just for the sake of change! In our testing program we have found out that both, quads and tri fins have advantages, depending on conditions. Quads playing their advantages in large waves and side shore conditions where full grip, power and control is required. In quad mode, you can play with the new Da Curve to give full power in the turns, no matter how big or fast the waves are. In small waves, especially in cross onshore wind, the tri fin set up makes the boards even more agile and playful. The boards are so loose that you can go where you want!

The boards are equipped with 5 slot boxes in the rear and come with 5 matching slotbox Fins and two covers. So everyone can learn all the benefits of the Quadster immediately. The bottom shape has an extra kick and mini flat tail, with deep concave shapes in the bottom, for more grip, more speed, and faster turns. There is slightly more tail kick and a little less volume in the tail to give control in the bottom turn and cutback. The extra-wide stance positions have proven to be ideal for a real surfy feeling and more control.



FlexLight CK Construction




**QUAD:**  
BEST TO USE IN LARGE TO MEDIUM CLEAN WAVES



loose character

more drive & grip



BOARD COMES WITH 5 FINs

**TRI FIN:**  
BEST TO USE IN MEDIUM TO SMALL WAVES



loose character

more drive & grip



MODEL	VOL (l tr)	LENGTH (c m)	WIDTH (c m)	WEIGHT* (k g)	BOX	FIN (T - LAB)	SAIL RANGE (m <sup>2</sup> )
Da Curve 67 Quadster	67	224	53	5.8	Slotbox	Zinger 2x7+2x13+1x15	3.0 - 5.0
Da Curve 74 Quadster	74	226	54.5	6.1	Slotbox	Zinger 2x8+2x15+1x17	3.5 - 5.2
Da Curve 79 Quadster	79	228	56	6.4	Slotbox	Zinger 2x9+2x15+1x17	3.7 - 5.7
Da Curve 85 Quadster	85	230	57.5	6.5	Slotbox	Zinger 2x9+2x16+1x18	4.2 - 6.1
Da Curve 91 Quadster	91	230	59	6.8	Slotbox	Zinger 2x11+2x16+1x18	4.5 - 6.2

\* Estimated Weights. Weights are given (+) plus or (-) minus 10%. This makes allowance for possible pre-production differences.

















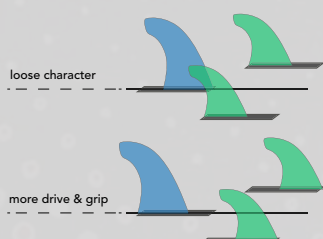


# POCKET WAVE

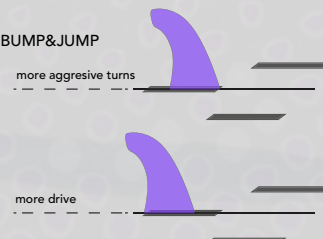
Equip to RIP



**TRI FIN:**  
BEST TO USE IN WAVES



**SINGLE FIN:**  
BEST TO USE IN ONSHORE AND BUMP&JUMP



MODEL	VOL (l tr)	LENGTH (cm)	WIDTH (cm)	WEIGHT* (kg)	BOX	FIN (T - LAB)	SAIL RANGE (m <sup>2</sup> )
Pocket Wave 69	69	224	56	6.1	Slotbox & US	Zinger 2x9 + 1x15	3.0 - 5.0
Pocket Wave 75	75	227	57.5	6.3	Slotbox & US	Zinger 2x10 + 1x16	3.5 - 5.2
Pocket Wave 80	80	229	58.5	6.4	Slotbox & US	Zinger 2x10 + 1x17	3.7 - 5.7
Pocket Wave 85	85	231	59.5	6.7	Slotbox & US	Zinger 2x11 + 1x17	4.2 - 6.1
Pocket Wave 93	93	233	61	7.1	Slotbox & US	Zinger 2x11 + 1x18	4.5 - 6.4

\* Estimated Weights. Weights are given (+) plus or (-) minus 10%. This makes allowance for possible pre-production differences.



**Euro Wave Board: perfect wave riding on front and back foot**

**100% acceleration in onshore conditions**

**best of both worlds: tri + single fin**



Pocket Wave 69  
Pocket Wave 75  
Pocket Wave 80  
Pocket Wave 85  
Pocket Wave 93

## POCKET WAVE

Big backside hits, massive boosts, flying down the line, or high wind freestyle, the Pocket can handle just about any conditions mother nature can stir up, especially when they're not the most ideal. Early planing gets you up and going through the break with ease, allowing you to pick the ramp of your choosing and blast into the air with solid pop, while the compact outline delivers excellent control in the jumps. On the wave, the refined rocker line and modified rail shapes ensure smooth bottom turns with excellent drive, projecting you back up to the lip with speed even when the conditions aren't the most epic, making you feel like a rockstar. The thruster setup offers a surfy feel with slashy turns, whereas the single fin offers unmatched acceleration and control for bump and jump sessions.

## BOARD DETAILS

"We kept this range the same as 2012 as we have set ourselves apart with an awesome rocker line and the rail shapes are right on the money. We have speed and control with these boards. The rocker line is clean and proven. Why change a great board?" The tri fin set up works great for all conditions, but of course you can still use them with a single fin when you need more power to plane.

The complete range remains unchanged except for the graphics. The rocker line and rails for a real wave board feel, regardless of front- or back-foot Wave Riding. A tri fin

set up for optimum all-round use. Swallow tail for more speed in slower waves. The bottom shape with double concave and slight V in the tail makes the boards very quick. The Pocket Waves also the right board for stormy flat water days and being used as a single fin.

- outline with wide swallow tail and wider center : planing, tight turns, high jumps, keep speed in flat part of the wave
- New rail: easy curve entry on front foot
- Mini tail flat rocker line : better water release, speed and very good upwind
- New bottom shape V to double concave : More grip and speed

## ROSS WILLIAMS

"When I have to compete in crappy onshore conditions, I don't even question what board to take. The Pocket gets me moving and still lets me rip the wave apart. I can ride this board slightly smaller because of the wide tail and throw the board anywhere I want!"

## BOTTOM LINE

Optimized for "gusty real world conditions" the Pocket does it all! A no brainer wave board











# 3S & 3S LTD Mr. Versatility

## Mr. Versatility

3S = top FREERIDE, WAVE and FREESTYLE performance

great jumping, acceleration and unbeatable control

easy early planning

PVC Full Sandwich CK Construction



3S 76 LTD  
★ 3S 86 LTD  
3S 96 LTD  
3S 106 LTD  
★ 3S 116 LTD

### 3S & 3S LTD

Triple Fun best describes this incredible range of boards. You can free ride, bump and jump, bust out some freestyle and smack some lips on these boards and they just don't care! Arguably one of the best all-round boards on the market, the 3S just gets better and better. The key word to describe these boards is "EASY". The boards just do what you want them to do, you don't have to work hard to make them turn, they know how to do it. They jump on a plane with ease and rocket to the moon on the jumps. One board, do what you want!

### CEDRIC BORDES

"I can say that these boards are all around fun machines. I don't care to do freestyle so much and blasting around the bay I can go fast, jump high and turn easily. The boards can eat up the chop and make you feel like you are riding on a magic carpet!"

### BOARD DETAILS

For a board to do it all, you have to be on top of your game as a shaper. I have worked hard to get these boards up to speed and feel confident more and more as we learn about what the riders of these boards are looking for. Last year we changed the 96 and 106 introducing a winger tail that helps the boards in the trim and turning aspects. For this year we brought the 86 and 116 up to speed and have the complete range on the same page!

All shapes are available in the ultra light and extreme rigid LTD construction. This gives a significant increase in performance. The boards glide earlier and respond more directly.

### BOTTOM LINE

From the first jiber to the heavier waverider guys, the 3S boards make everyone happy. Fun, easy, fast and friendly you will be impressed in all conditions!





3S 76  
 ★ 3S 86  
 3S 96  
 3S 106  
 ★ 3S 116

#### What's new on the 3S 86

The new 3S86 is 6cm shorter and 1cm wider and has a new bottom shape and outline.

The Outline is a mix of our Pocket 85 and the last years 3S86. We used the wider outline of the pocket to get some better planing and better speed in small waves. With our big winger we keep the last 30 cm of the tail close to what we add on the ex 3S86 so that rail to rail on the top turn stays easy so you can tighten up the bottom turn if you need to. These changes give the board a very good top end speed. The rocker has less tail kick but is higher in front allowing better top end speed and more front foot input for wave riding.

#### Features :

- Shorter and wider outline : better control in high wind, planing
- Big winger's on tail : better top speed, more versatile, faster rail to rail top turn.
- New rocker higher in front less tail kick: faster, better front foot drive in surf.

#### NEW 3S 116

The new 3S116 has a wider outline in foot strap area and gets narrower behind the back strap thanks to the winger's. This gives the board better top speed and more pop in the chop.

We have a new rocker that has less tail kick to get better planning and top speed.

The winger's have some bevels oriented in a way that stops the tail from sinking when doing freestyle moves.

#### Features :

- A new outline with more width in the footstrap area= Better planing, better speed in flat water
- Winger's (more narrow tail) : top speed, more versatile, big pop
- Beveled winger : forgiving in sliding moves
- New rocker with less tail kick : better planing, Faster top end

MODEL	VOL (ltr)	LENGTH (cm)	WIDTH (cm)	WEIGHT* (kg)	BOX	FIN (T - LAB)	SAIL RANGE (m <sup>2</sup> )
3S 76	76	232	57	6.3	US	1x X Ride 23	3.3 - 5.7
3S 76 LTD	76	232	57	5.8	US	1x X Ride 23	3.3 - 5.7
3S 86	86	230	59.5	6.6	Power Box	1x X Ride 25.5	3.7 - 6.1
3S 86 LTD	86	230	59.5	6.1	Power Box	1x X Ride 25.5	3.7 - 6.1
3S 96	96	239	61	6.7	Power Box	1x FR 28	4.2 - 6.6
3S 96 LTD	96	239	61	6.1	Power Box	1x FR 28	4.2 - 6.6
3S 106	106	242	62	7.0	Power Box	1x FR 32	4.5 - 7.0
3S 106 LTD	106	242	62	6.5	Power Box	1x FR 32	4.5 - 7.0
3S 116	116	240	66	7.5	Power Box	1x FR 34	4.7 - 7.8
3S 116 LTD	116	240	66	7.0	Power Box	1x FR 34	4.7 - 7.8

\* Estimated Weights. Weights are given (+) plus or (-) minus 10%. This makes allowance for possible pre-production differences.











# TWISTER

## Rockstar Status

### Rockstar Status

Carbon Braix Sandwich Construction



MODEL	VOL (ltr)	LENGTH (cm)	WIDTH (cm)	WEIGHT* (kg)	BOX	FIN (T - LAB)	SAIL RANGE (m <sup>2</sup> )
Twister 80 Team	80	230	59	5.8	Slotbox	1 x Sashimi II 16	4.0 - 6.0
Twister 90 Team	90	228	63	6.0	Slotbox	1 x Sashimi II 17	4.5 - 6.5
Twister 100 Team	100	228	64	6.2	Slotbox	1 x Sashimi II 18	4.5 - 7.4
Twister 107 Team	107	228	64,5	6.3	US	1 x Sashimi II 19	4.5 - 7.8

\* Estimated Weights. Weights are given (+) plus or (-) minus 10%. This makes allowance for possible pre-production differences.



100% pro freestyle

pintail for incredible pop

flat tail rocker line for best planing and acceleration



Twister 80 Team  
★ Twister 90 Team  
★ Twister 100 Team  
★ Twister 107 Team

## TWISTER

Tonky Frans, Davy Scheffers and Antony Ruenes made some changes- they wanted more speed, bigger pop and more POWER to win! After over a year of testing, the team along with Fabien decided to get back to the single fin set up! A new outline, new tail shape and a new rocker line make this range perfect according to the team! These new shapes have already proven themselves and the boys are making up new moves getting more and more radical. Freestyle windsurfing is all about being creative and reacting to the conditions. The all new Twister range delivers the right tools for the job.

## BOARD DETAILS

Tonky led the charge getting back to the single fin setup. He wanted more power in the tail section to get moving sooner and have more forgiveness while sliding backwards! The super pin tail outlines allows us to keep surface area under the front foot keeping as little back in the tail as possible. This gives incredible POP allowing the tail to sink down and POPPING back up- so flat water moves are easier. We stole some features from the Manta rocker lines to get going faster. We took out the tail kick and made the rocker line more flat- this increased the speed and acceleration. With the new single fin we are using a slot box to save weight. We have developed a new fin dubbed the "Sashimi II" This fin is narrow and short and delivers great planing and control just how the riders like. With the Sashimi II, all our team are using them and you don't need to go buy a new fin, these work perfectly!

### Features

- Super pintail Outline : Great Pop, higher top speed
- Flat tail Rocker : early acceleration and top speed
- Super thick tail with side bevel's : acceleration and forgiving in the moves
- Smooth double deck : comfort
- Single fin : top speed
- Slot box : lighter board
- Small size fin (area) : Exactly what you need for a newschool freestyle board

## TONKY FRANS

"I'm so stoked with these new boards. I can go faster and BOOST some moves to the moon! I love the single fin set up again, we learned a lot and I'm ready to step to the top of the podium!"

## BOTTOM LINE

More Speed, more POP and more FUN! Single fin action is back and the new Twisters are ready to jump, slide, spin, twist and PLAY!




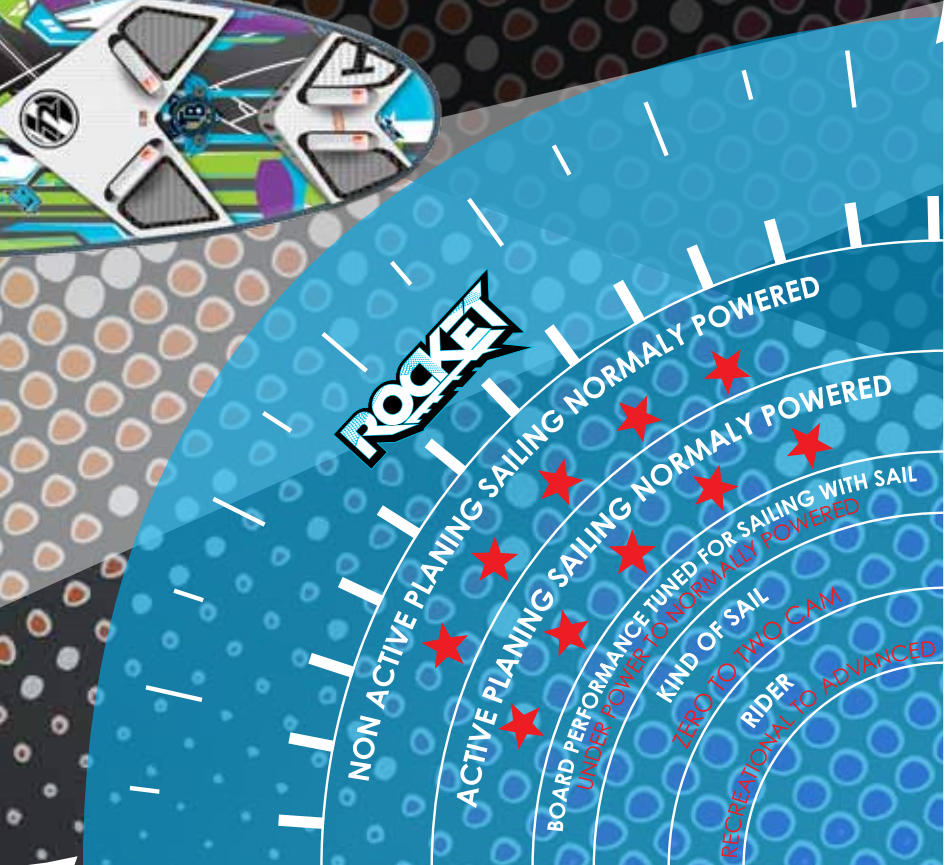









# T A B O U F R E E R I D E





# T O R A C E G U I D E













# MANTA Podium performer

## Podium performer



Manta 49  
Manta 54  
★ Manta 59  
★ Manta 61  
★ Manta 66 Team  
★ Manta 71 Team  
★ Manta 81 Team  
★ Manta 85 Team

## MANTA & MANTA TEAM

A completely new range of mind-blowing masterpieces have evolved from within the Manta series. Six new sizes are built without compromise, tested all year long by our passionate team! Inspired by victory and the challenge to create an untouchable product, the 2013 Manta's are set to explode on the racing scene. Built with the most technologically advanced materials available, the strength, durability and stiffness is unmatched. More acceleration, higher top end speeds and easier turns guarantee your place on the podium. Comfort is also a top priority and we have increased the footpad thickness from 4 to 6mm thick on Manta 85, 81, 71, 66 and to 8mm thick on Manta 61 and 59. Once you step foot onto these incredible racing machines, everything else disappears behind you.

### ROSS WILLIAMS

"In order to win, I need to accelerate all the time- off the start line, in the gusts and out of the corners. If I move slow, someone will pass me. I won't accept that. We worked hard to get these boards into high gear and we have found the perfect combo"

### BOTTOM LINE

Get up and GO! With horsepower like a formula one race car, turning characteristics like a super bike and top end speed like a dragster, the Manta's are made to win.

### BOARD DETAILS

#### Manta 85 and 81

We reworked our manta 84 to get better acceleration. We took some volume from the nose and moved it to the footstrap area - this gives more power available under the foot to accelerate and point when you want. We also changed the V distribution adding more V under the masttrack to straighten the rail rocker line (keeping the center line the same). This gives better planning/acceleration after a jibe when water is touching this new straight area. We altered the cutouts with a new design to have less drag. This has drastically increased acceleration and top end speed. We added the Manta 81 that is the same spirit as the Manta 85

#### Manta 71 and 66

We moved some of volume from the nose to footstrap area (to generate more power under the feet) and also increased the overall volume numbers to get better acceleration and be sure that the Manta 71 can carry a 8,6 M2 sail. A totally new V configuration has moved from a deep Accelerating V to a low constant V. By straightening the side rockerline in between the front straps and masttrack, we have achieved better acceleration and a faster top speed. The 66 is in same spirit as the 71 but tuned for lighter riders.

#### Manta 61 and 59

For these sizes we also moved some of the forward volume to the footstrap area (to have more power available under the feet) and we increased the overall volume. We also changed the V from accelerating Deep V to low constant V just like the Manta 71 and 66. The Manta 59 is now longer (240cm) making the exit of jibe's easier in rough conditions.

*Tabou recommends racing set up for*

#### **XLarge racer:**

Manta 85, Manta 71, Manta 61

#### **Large racer:**

Manta 81, Manta 71, Manta 59

#### **Medium racer:**

Manta 81, Manta 66, Manta 59

#### **Small racer:**

Manta 71, Manta 66, Manta 59





**100% Race performance**  
**PWA Slalom / Race**  
**Ultra acceleration and top end speed**

MODEL	VOL (ltr)	LENGTH (cm)	WIDTH (cm)	WEIGHT* (kg)	BOX	REC. FIN SIZE ** (cm)	SAIL RANGE (m <sup>2</sup> )
Manta 49	63	222	49	TBA	Tuttle short	x	3.0 - 5.0
Manta 54	74	237	54	TBA	Tuttle short	x	4.5 - 6.7
Manta 59	88	240	59	TBA	Tuttle short	29 - 33	5.0 - 7.1
Manta 61	98	234	61	TBA	Tuttle short	30 - 34	5.6 - 7.1
Manta 66 & Team	106	233	66	TBA	Tuttle short	34 - 40	6.4 - 7.9
Manta 71 & Team	116	233	71	TBA	Tuttle short	36 - 42	7.1 - 8.6
Manta 81 & Team	129	233	81	TBA	Tuttle long	40 - 46	7.9 - 9.5
Manta 85 & Team	135	233	85	TBA	Tuttle long	42 - 48	8.6 - 9.5

\* Estimated Weights. Weights are given (+) plus or (-) minus 10%. This makes allowance for possible pre-production differences.

\*\* No fin delivered with this board!











# SPEEDSTER & SPEEDSTER LTD World Cup Freerider

PVC Full Sandwich Construction



- ★ Speedster 65 STD
- ★ Speedster 69 STD
- ★ Speedster 75 STD
- ★ Speedster 79 STD
- ★ Speedster 85 STD
- ★ Speedster 89 STD

MODEL	VOL (ltr)	LENGTH (cm)	WIDTH (cm)	WEIGHT* (kg)	BOX	FIN	SAIL RANGE (m <sup>2</sup> )
Speedster 65 STD & LTD	100	233	65	STD 7.5 -LTD 6.6	Tuttle Short	1x Slalom HW 38	6.0 - 8.4
Speedster 69 STD & LTD	108	233	69	STD 7.7 -LTD 7.0	Tuttle Short	1x Slalom HW 40	6.7 - 8.4
Speedster 75 STD & LTD	118	233	75	STD 8.1 -LTD 7.4	Tuttle Short	1x Slalom HW 44	7.0 - 9.0
Speedster 79 STD & LTD	125	233	79	STD 8.6 -LTD 7.8	Tuttle Long	1x Slalom HW 48	7.6 - 9.3
Speedster 85 STD & LTD	138	233	85	STD 8.9 -LTD 8.1	Tuttle Long	1x Slalom HW 52	7.6 - 10.0
Speedster 89 STD & LTD	148	233	89	STD 9.2 -LTD 8.5	Tuttle Long	1x Slalom HW 52	7.8 - 10.0

\* Estimated Weights. Weights are given (+) plus or (-) minus 10%. This makes allowance for possible pre-production differences.



Great acceleration and top end speed

Better control for race jibes

Extreme early planing

Carbon Biax Sandwich Construction



- ★ Speedster 65 LTD
- ★ Speedster 69 LTD
- ★ Speedster 75 LTD
- ★ Speedster 79 LTD
- ★ Speedster 85 LTD
- ★ Speedster 89 LTD

## SPEEDSTER

When you want the best of both worlds, Speed and Freeride, look no further than the SPEEDSTER! The development of these boards comes right from the Manta range for speed and the Rocket range for maneuverability. You get it all in one great range of boards! A plethora of footstrap locations allow you to custom set up the board for your particular style and water condition. A perfect package for the fast free rider!

### BOARD DETAILS

Ultra-fast and easy to handle make the Speedster shapes the perfect compromise to going fast and in control. If you are not racing in slalom events these boards are set up to have fast GPS times and give you an easy and controllable board. We have put together new outlines, new rocker lines all coming from what we have learned on the Manta boards. Combine all that with the state of the art T-Lab Fins and you have a perfect winning combination for the perfect freeride board, all in one package.

#### NEW Speedster 69 and 75

"The speedster is the line that will replace our Manta FR. We started this year with some dedicated development on the 69 and 75 sizes. The new speedster 69 and 75 shapes come from the 2012 Manta 71. On these boards we have a new outline, new rocker, new bottom shape and new foil section. The outline is very similar to the Manta 71 2012; it stays wide very far back and then suddenly gets narrow with this special pintail tail. This gives a lot of acceleration in the front part and good top speed when fully on the tail. On the Speedster the tail is even narrower to get easier top speed as you need less acceleration on these boards than the Manta's. The rocker is the same as the Manta 71 and the V is different to get easier access to top end speed with more control. These boards have a new foil compared to Manta 71 with a lower mast track for better and more direct control.

#### Features

- A new Outline same style as Manta 71 2012 but a bit more narrow in the tail : more easy access to top speed. (Doesn't need to be sailed so overpowered!)
- New V distribution; easier top speed better balance
- New foil gives more control

### SYLVAIN MOUSSILMANI

"The Speedster makes me smile! I can blast down the reach and pass my friends and jibe like a hero! I find these boards to be the ultimate free ride fun machine "


### BOTTOM LINE

Freeriding on Steroids! The Speedsters have proven design features of the racing Manta shapes but with added ease and comfort. No more excuses not to blast past your friends and smoke them around the turns!



















# THUNDER & THUNDER LTD

The Storm is here!

Superb freeride acceleration and high average speed

Good control

Ultra early planing

Carbon Biax Sandwich Construction



★ Thunder 110 LTD  
★ Thunder 120 LTD  
★ Thunder 130 LTD

## THUNDER & THUNDER LTD

Fabien wanted to create a range of boards for the average sailor to maximize water time. A range that didn't need to be sailed overpowered, something that would plane up early and still go fast. "I came up with this concept when looking at some old Ferrari Hydroplane Boats. I read up on them and they have a wide nose to get air under them to help with planing and keeping minimal surface area on the water to reduce drag!" says Fabien. This all new range is designed to make water time more fun, more effortless and more FAST!

### CEDRIC BORDES

"We spent a lot of time getting these boards to work like they do. At first I was not convinced but after more and more R&D, Fabien proved his point and now these boards are going to be very popular. With the Thunder, we will bring back a lot more riders that have previously been scared by the speed of the Manta boards. The best way to describe these boards is.....awesome!"

### BOTTOM LINE

A performance board designed to be ridden without being overpowered. Any rider that used to sail with a 6,5 to 7,2 on a Manta FR 75 in 15-18 knots of wind will be much faster on a Thunder 120 while having a much better time on the water! Step on the board, sheet in, go fast and have fun.

## BOARD DETAILS

Placed right between the Rocket and Speedster, the all new Thunder has been specifically developed to easily find the perfect trim. "We created a lot of prototypes that had the front section of a formula board tapering back to 75cm in the center with a large winger in the middle and faded that into the same tail section as a Rocket 125. It looked just like a Ferrari Hydroplane boat! It was super quick to plane but we couldn't jibe it very well. We kept working and smoothed out all the kinks in the outline and have found the perfect equation!" says Fabien. The wide nose gives lift and early planing while the narrow tail allows the board to trim nicely and go fast easily. The profile is thin up forward to save weight and it progressively gets thicker and thicker all the way to the tail. This volume in the tail makes instant acceleration and keeps you planing through the lulls and at low speeds.

### Features

- Super wide nose/narrow tail outline : early planing, planing through wind holes, top speed on a normal size sail
- Long flat rocker gives control and early planing
- Specially trimmed tail for top speed in control
- Special foil with low front and max thickness all the way to the tail : forgiving in low speed jibes, easy acceleration, planing in marginal wind conditions.





MODEL	VOL (ltr)	LENGTH (cm)	WIDTH (cm)	WEIGHT* (kg)	BOX	FIN	SAIL RANGE (m <sup>2</sup> )
Thunder 110 STD & LTD	110	232	70	STD 7.7 -LTD 6.9	Power Box	1x Slalom LW 38	6.0 - 8.0
Thunder 120 STD & LTD	120	232	75	STD 8.1 -LTD 7.4	Power Box	1x Slalom LW 42	6.5 - 8.5
Thunder 130 STD & LTD	130	232	80	STD 8.6 -LTD 7.7	Power Box	1x Slalom LW 46	7.0 - 9.5

\* Estimated Weights. Weights are given (+) plus or (-) minus 10%. This makes allowance for possible pre-production differences.















**OVER**

**LTD**

TABOU BOARD2  
1242cm  
166cm  
1115ltr.



# ROCKET & ROCKET LTD Rock and Roll

Superb freeride acceleration and top end speed

Excellent jibing and control in chop

Easy early planing

PVC Full Sandwich Construction



Rocket 95  
Rocket 105  
Rocket 115  
Rocket 125  
Rocket 135  
Rocket 145

MODEL	VOL (l tr)	LENGTH (c m)	WIDTH (c m)	WEIGHT* (k g)	BOX	FIN	SAIL RANGE (m <sup>2</sup> )
Rocket 95 LTD	95	237	58	6.0	Power Box	1x FR 30	4.2 - 6.7
Rocket 105 LTD	105	246	63	6.5	Power Box	1x FR 34	4.5 - 7.0
Rocket 115 LTD	115	242	66	6.8	Power Box	1x FR 38	4.7 - 7.5
Rocket 125 LTD	125	250	69	7.0	Power Box	1x FR 44	5.5 - 8.5
Rocket 135 LTD	135	250	72	7.3	Power Box	1x FR 46	6.0 - 8.5
Rocket 145 LTD	145	250	76	7.5	Power Box	1x FR 48	6.0 - 9.8

\* Estimated Weights. Weights are given (+) plus or (-) minus 10%. This makes allowance for possible pre-production differences.

MODEL	VOL (l tr)	LENGTH (c m)	WIDTH (c m)	WEIGHT* (k g)	BOX	FIN	SAIL RANGE (m <sup>2</sup> )
Rocket 95	95	237	58	6.7	Power Box	1x FR 30	4.2 - 6.7
Rocket 105	105	246	63	7.3	Power Box	1x FR 34	4.5 - 7.0
Rocket 115	115	242	66	7.6	Power Box	1x FR 38	4.7 - 7.5
Rocket 125	125	250	69	7.8	Power Box	1x FR 44	5.5 - 8.5
Rocket 135	135	250	72	8.2	Power Box	1x FR 46	6.0 - 8.5
Rocket 145	145	250	76	8.5	Power Box	1x FR 48	6.0 - 9.8

\* Estimated Weights. Weights are given (+) plus or (-) minus 10%. This makes allowance for possible pre-production differences.





## BOARD DETAILS

All shapes have been proven all across the globe. Magazine tests continue to praise the ease and user friendliness of the Rockets. Each board is specially shaped to conquer most conditions that each particular size will encounter. The Rockets are designed to get up to speed quickly, fly through the chop and turn with ease and control! Comfort and fun characterize this great range of boards.

- Perfect Rocker for smoother planing, better non active planing balance
- Balanced V and concave: More acceleration, keeps you planing better through wind holes and generates more top speed
- More volume in the tail: Better acceleration, more power in wind holes, better upwind

## ROCKET

For 2013 we have decided to keep the Rocket range just as it is. A perfect balance of speed and acceleration, maneuverability and control; these boards continue to set the bar for any free ride board.

## ARNON DAGAN

"The Rocket can take me to the moon. I have hit some HUGE jumps with these guys, I have spritzed guys on full blown race gear and I can turn with the best of them. The ROCKETS are amazing! "

## BOTTOM LINE

The Rocket and Rocket LTD are made for freeriders who want it all! More speed, more power, more FUN!











# GURU Beginner Freeride

Early planning and great speed

Easy jibing and great control

High durability (AST Technology)



Guru 125  
★ Guru 135  
Guru 145  
★ Guru 155

## GURU

The Guru continues to be a great all round starter free ride board. An affordable solution that comes with a great design for comfort on the run. A range of boards you can progress on all the way up to making your first jibe!

## DAVY SCHEFFERS

"All the surf shops love this board for teaching people how to get out there and have fun! A lot of my friends have learned on the Guru and they are always stoked to hit the water!"

## BOTTOM LINE

School Board, beginners Board and intermediates dream, the guru makes it all easy. The perfect first freeride board at an affordable price and in a very robust design. A variety of strap positions offer the possibility to fit the board exactly to your needs.

## BOARD DETAILS

The shape is based on the standard version of the Rocket range. With the softer and heavier construction, the boards are easy to ride. Fun for all regardless of whether they are a beginner or starting to windsurfing again or just want to take a spin on holiday. Soft and easy underfoot and wide enough for easy up hauling. The Boards are designed that even the hard "school life" can not hurt them.

### NEW Guru 135

The new Guru 135 comes in at 257cm long x 73 wide so 7 cm longer and 1 cm wider than last year giving a much longer bottom surface to enhance the non active planing and making the transition from nonplaning to planing more steady and smooth. The tail width remains the same while a new rocker line and bottom shape are implemented. These new features make it easier to control, more predictable and a better top speed. The longer length also makes jibing easier due to stability.

#### Features

- A new outline 7 cm longer and 1 cm wider for a smoother transition from non planing to planing
- Enhanced rocker more smooth in front better non active planing and top speed
- New bottom shape with less concave and different V gives better acceleration and top speed

### NEW Guru 155

The new Guru 155 is now 265 long so 5 cm longer combined with a wider tail make it quick to plane away and hold it's speed in gusty conditions. It also has a thinner center line foil making it more stable.

#### Features

- New outline 5cm longer and a wider tail for better transition from non-planing to planing
- Enhanced rocker more smooth in front better non active planing and top speed
- Thinner center line foil is more stable and easier in the jibe.






MODEL	VOL (litr)	LENGTH (cm)	WIDTH (cm)	WEIGHT* (kg)	BOX	FIN	SAIL RANGE (m <sup>2</sup> )
Guru 125	125	258	70	8.9	Power Box	1x FR 44	5.5 - 8.0
Guru 135	135	258	72	9.3	Power Box	1x FR 46	6.0 - 8.5
Guru 145	145	258	76	9.9	Power Box	1x FR 48	6.0 - 9.8
Guru 155	155	266	76	10.2	Power Box	1x FR 50	6.0 - 10.0

\* Estimated Weights. Weights are given (+) plus or (-) minus 10%. This makes allowance for possible pre-production differences.











# ROOKIE

## Child's Play



Rookie FR  
Rookie FR L (Centerfin Version)



AST Construction



MODEL	VOL (ltr)	LENGTH (cm)	WIDTH (cm)	WEIGHT* (kg)	BOX	FIN	SAIL RANGE
Rookie Freeride	96	239	61	7.1	POWER BOX	X-Ride 25.5	TBA
Rookie Freeride L	116	240	66	TBA	POWER BOX	X-Ride 25.5 & FR 34**	TBA
Rookie Wave	61	225	53	6.1	SLOTBOX	Zinger 2 x 7 + 2 x 12	TBA

\* Estimated Weights. Weights are given (+) plus or (-) minus 10%. This makes allowance for possible pre-production differences.

\*\* Centerfin (board comes with Plug and extra fin)



**best kid board performance**

**optimized stance for kids- narrower than the big boys boards**

**light construction for kids to get them up and on the move quickly- watch out dad!**



Rookie Wave



PVC Full Sandwich HD Construction

## BOARD DETAILS

Take the top of the line Da Curve board and scale it down for those riders under 65KG's. Put a fast and easy rocker line on it like the 3S range and you have the ultimate combo of speed, stability and control. A Thomas Traversa replica!

## THOMAS TRAVERSA

"If I had a board like this when I was growing up, I would have been the happiest kid around! This is what any kid wanting to learn how to master the water should have!"

## BOTTOM LINE

Create excellence for your little ripper! A board that doesn't have any limits and is not something your kid will outgrow. The perfect mix of what every light weight rider is looking for!

## ROOKIE

When you want to start off on the right foot at an early age, the Rookie makes every kids dream come true. A radical board that is ready to rip right out of the box. The perfect toy for the lightweight ripper!

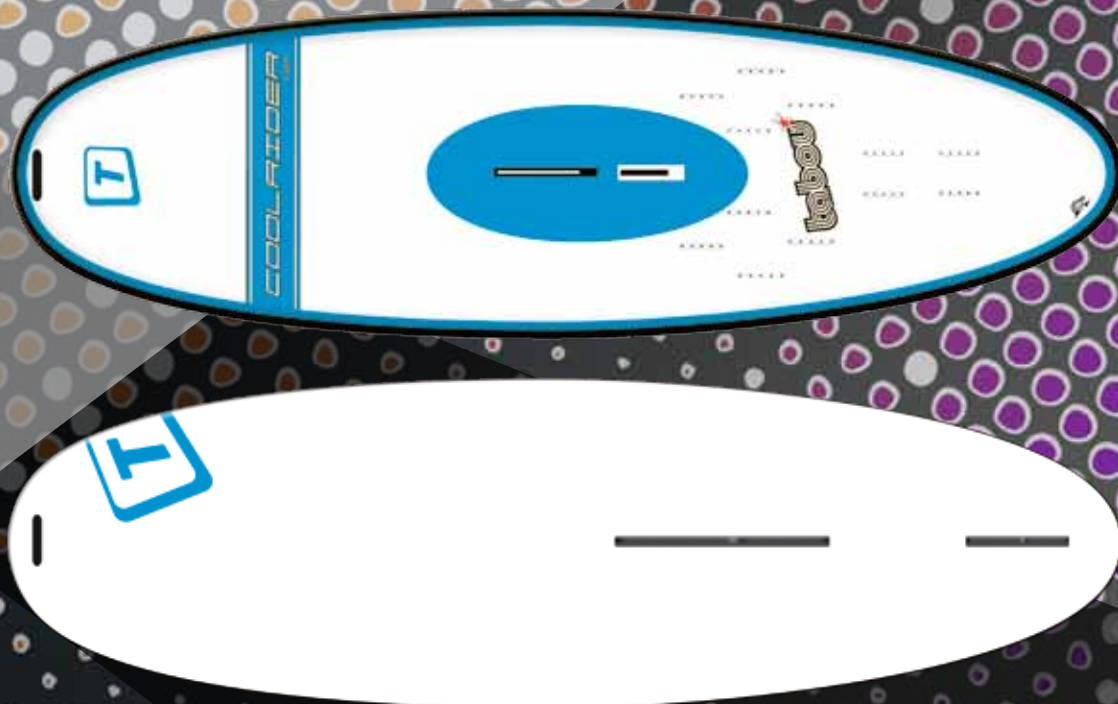


# COOLRIDER Summer Fun

full rubber protected outline. very durable!

highly versatile: - multiple insert options boards

best school and windsurf center board



## COOLRIDER

Looking good and staying cool is what the CoolRider is all about. Stylish on the beach and Cool on the water, this range of boards is everything you need to learn all the tricks for your first time on the water!

## DAVY SCHEFFERS

"Its fun from the moment you step on- this baby is sooooo EASY!"

## BOARD DETAILS



Schools all over the globe have noted the ease of use with this board. We have taken all the feedback from our big surf school team and found the perfect blend of function for what these boards need to do! The focus, of course, it is as easy as possible for beginners to make, but no one has fun with a board that will be boring after 5 days. The EVA deck makes it perfect for beginners and longboard freestyle. The handle in the nose makes it easy to carry to the beach and lots of rubber damping ensures a long life.

- 100% EVA deck
- grab handle in the front

## BOTTOM LINE

Summer fun with the family or just a day at the beach, the Cool Rider is the perfect board to have some fun!





★ Coolrider 160  
★ Coolrider 190  
Coolrider 200

### NEW Cool rider 190

We made a few changes and increased the volume by 10 liters making a wider tail for more early non active planing and easier in slow jibes. We also added a bit of tail kick to make jibing easier.

#### Features

- 10 liter extra liters : easier for everything
- Wider tail : better non active planing, easier slow jibe
- Small kick tail easier in the jibe

### NEW Coolrider 160

The new Coolrider 160 is now 265 long, 5 cm longer. This combined with a wider tail make it more smooth on nonplaning to planing and also make it get on the plane quicker! It also has a thinner center line foil making it more stable.

#### Features

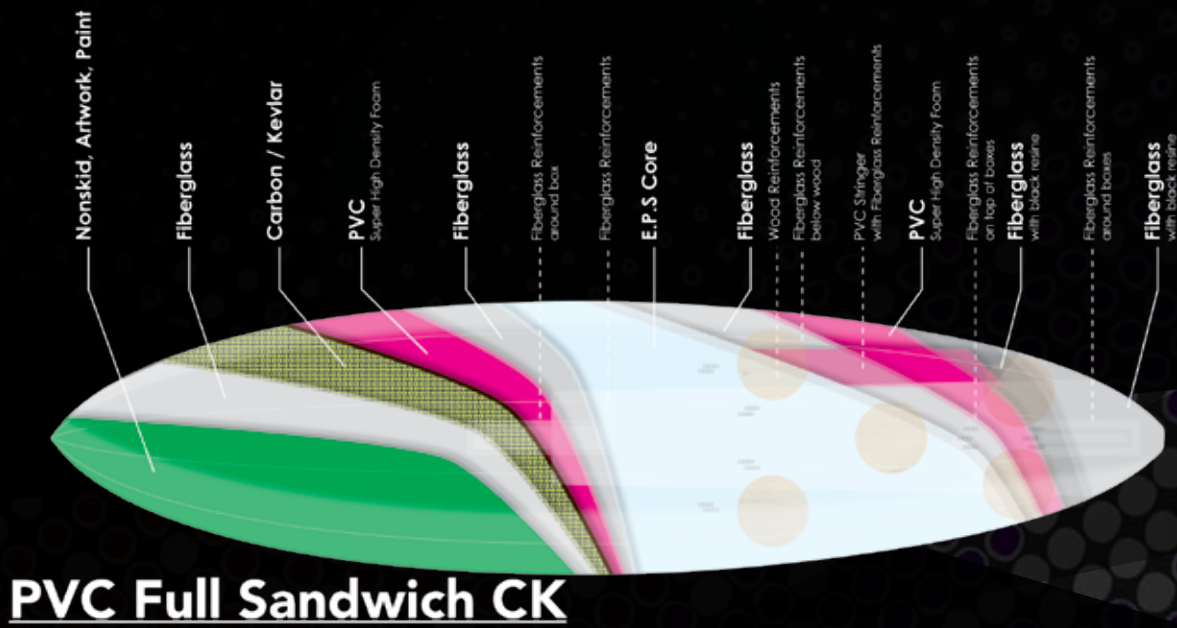
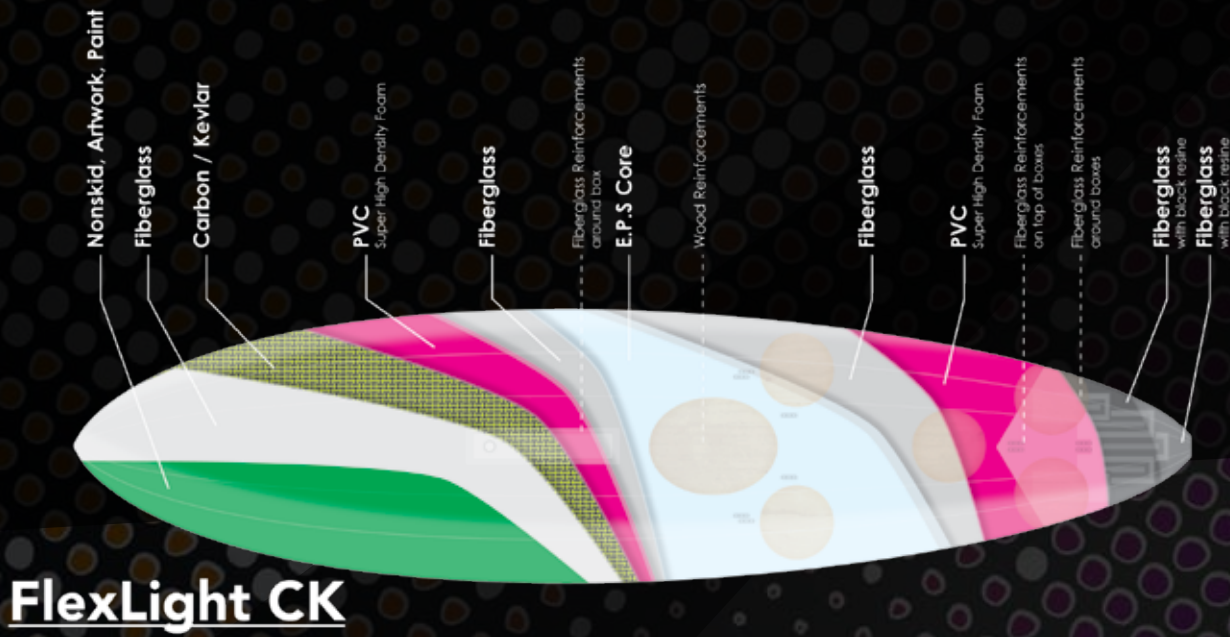
- New outline 5cm longer and wider tail makes a better transition from non planing to planing
- New rocker is more smooth in front for better non planing ability
- Thinner center line foil : more stable and easier in the jibe.
- Special handle that doesn't make us lose surface area on bottom.

MODEL	VOL (l tr)	LENGTH (c m)	WIDTH (c m)	WEIGHT* (k g)	BOX	FIN	SAIL RANGE (m <sup>2</sup> )
Coolrider 160	160	266	76	13.7	Power Box	Allgayer 52cm + Slalom 340 (FR 34)	1.0 - 9.0
Coolrider 190	190	280	80	14.0	Power Box	Allgayer 62cm + Slalom 340 (FR 34)	1.0 - 9.0
Coolrider 200	200	288	85	14.3	Power Box	Allgayer 62cm + Slalom 340 (FR 34)	1.0 - 9.0


\* Estimated Weights. Weights are given (+) plus or (-) minus 10%. This makes allowance for possible pre-production differences.



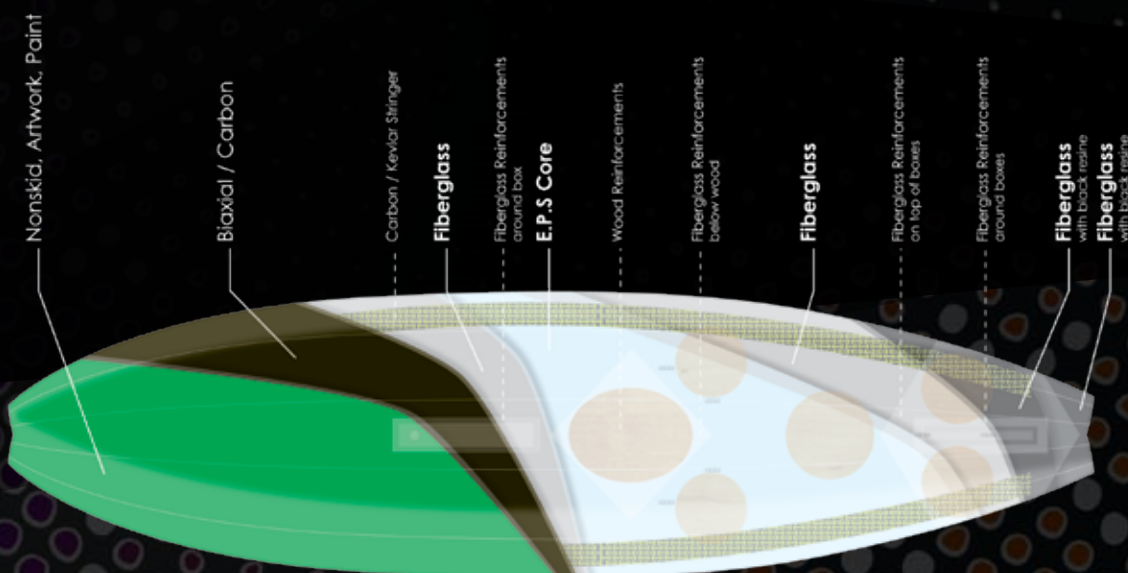
# TABOU BOARDS TECHNOLOGIE







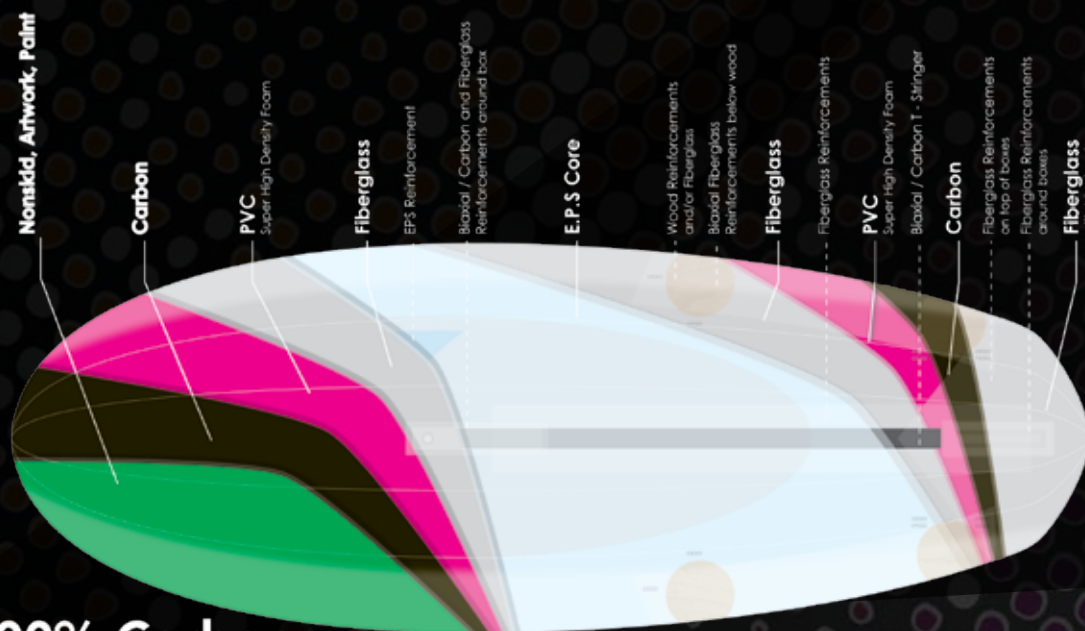
**PVC Full Sandwich HD**



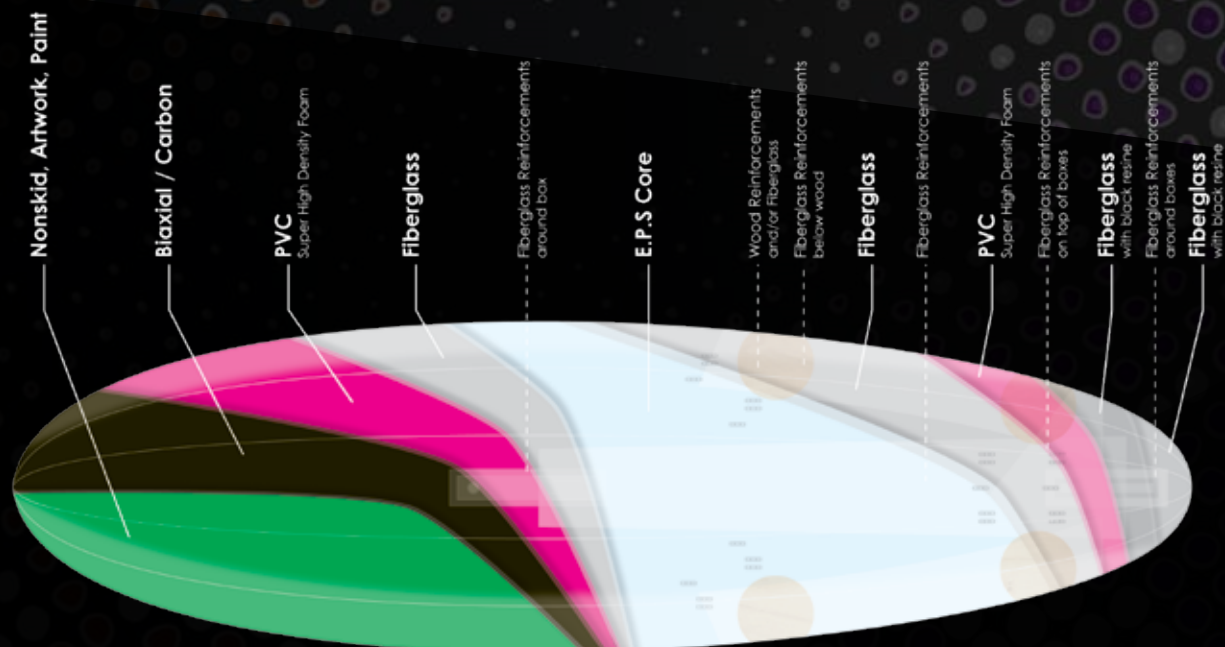
**Carbon Biax Sandwich**



# TABOU BOARDS TECHNOLOGIE



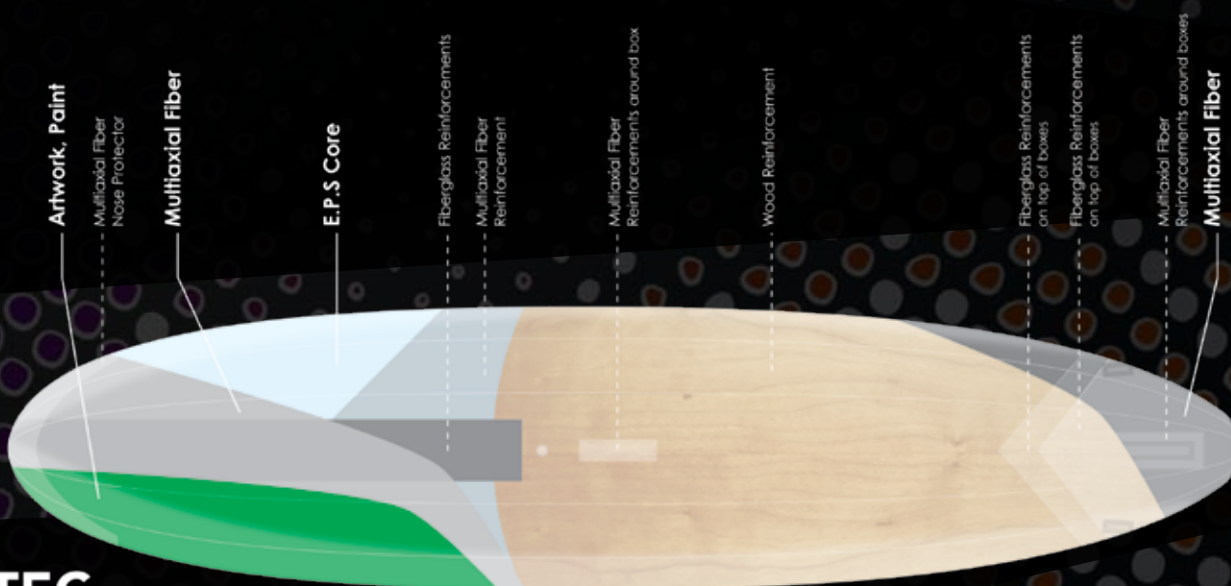
100% Carbon



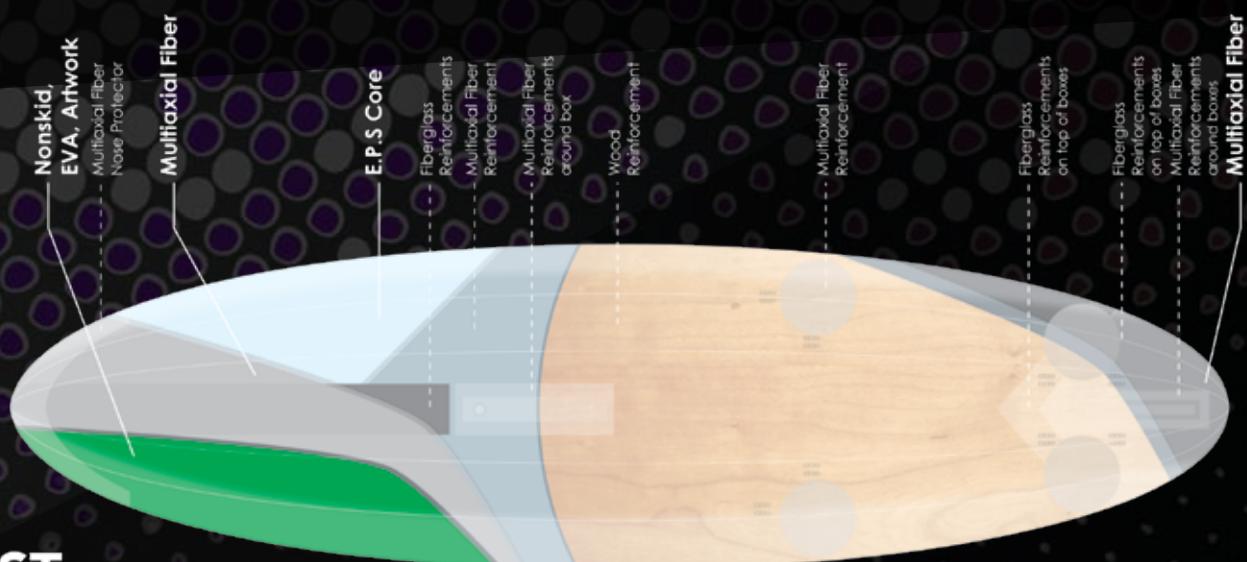
Carbon Biax Sandwich



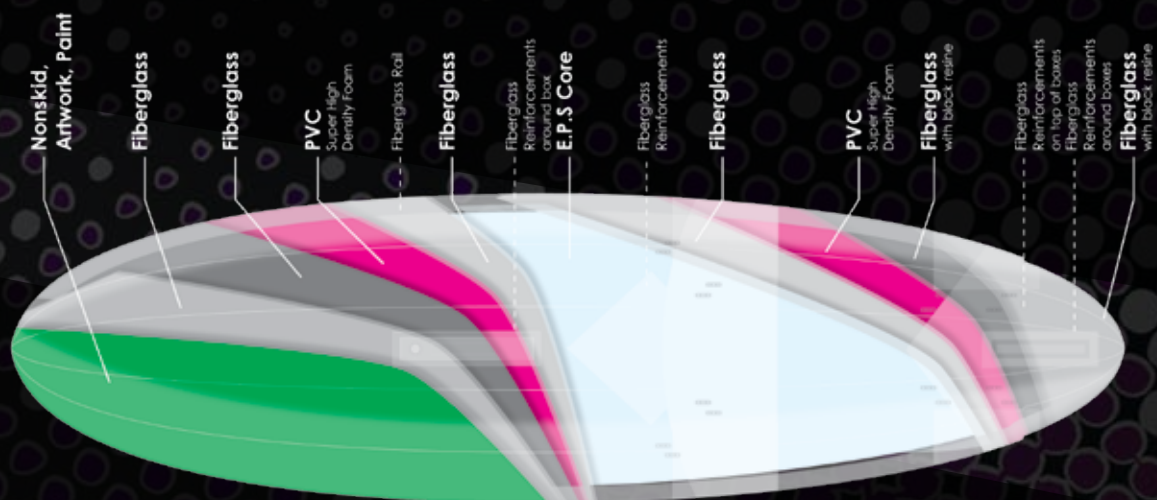
## TEC



## AST



## PVC Full Sandwich













# TABOU SUP BOARDS OVERVIEW

## SUP 8'2" TEC

Compact Wave

## SUP 9'2" TEC

All Wave

## SUP 10'2" TEC

All Round

## SUP 10'2" TEC

Pink Cadillac

All Round

## SUP 10'2" TEC WS

with center fin





**SUP 11'2"**  
**TEC**

Cruising

**SUP 11'2"**  
**TEC**

**WS**

with center fin

**SUP 12'6"**  
**RACE**

Race / Competition

**SUP 12'6"**  
**S-Touring**

Exploring













# SUP 8'2" & 9'2"

## WAVE SLAVE 8'2"



## BE A HERO 9'2"



## TABOU SUP SURF BOARDS

The Tabou SUP Range is the perfect mix of the latest craze to hit the water.

For the wave choose from the 8'2" a purebred short board, to the 9'2" or the 10'2", one of the best all-rounder available. These boards are all equipped with inserts so that when the wind kicks in, you can sail away. These boards give lots of options for more fun all the time.

The SUP sport is a very versatile range. Wave, tour, race or fitness for any occasion you can always find the perfect board! Fun is guaranteed. Fabien Vollenweider's 20 years of shaping experience gives state of the art designs with durable long lasting construction. Simply put, the best in the business.

- All boards come with a tri fin fin set up.
- Easy to carry with the handle placed so the board balances perfectly under your arm!
- EVA Deck pad is top of the line- ultra grip/ultra comfort
- The 9'2" comes with windsurf rig intakes
- Leashes and paddles sold separately





## BOARD DETAILS 8'2"

The shortest board in our range. This board goes top to bottom with ease. It slides, carves and shreds without having to move around at all! The perfect volume flow gets you up and riding quickly. The central area is relatively wide for stability while paddling the board with a narrow tail for flashy waveriding moves. The fuller rails provide additional stability while paddling. The narrow nose makes it easier to catch waves in offshore wind.

## BOTTOM LINE

New School Wave SUP that will rip any wave to pieces

## BOARD DETAILS 9'2"

With 20 liters more volume on this board than its small wave slave brother, the 9'2" fits in less than perfect conditions and makes every wave a half pipe. It also gets the heavy boys in the line up so they can rip the waves! The parallel outline combined with the faster rocker provides quick paddling and a lot of speed in shallow water and slow waves. Just like his little brother, the narrow nose makes it easier in offshore wind to catch waves.

## BOTTOM LINE

The right answer for any wave!

MODEL	VOL (ltr)	LENGTH (cm)	WIDTH (cm)	WEIGHT* (kg)	BOX	FIN
SUP 8'2" also in ISHOT CONSTR.	130	8'2"	29" 1/4	TBA	US & FCS	SUP 15 + FCS M-5
SUP 9'2" also in ISHOT CONSTR.	150	9'2"	29"	10.9	US & FCS	SUP 15 + FCS M-5

\* Estimated Weights. Weights are given (+) plus or (-) minus 10%. This makes allowance for possible pre-production differences.











# SUP 10'2" & 11'2"

## KING OF THE WATER 10'2"



## QUEEN OF THE WATER 10'2"



### TABOU SUP ALLROUND BOARDS

The Tabou SUP Range covers the entire SUP spectrum- whatever water condition you can find, we have the perfect board! One of the best all-rounders in its class is the 10'2", provides wave and all-round character to make the most of every day conditions... Anyone looking for a board for fun and fitness or for relaxed cruising will be stoked with the 11.2. For sports-minded paddlers. These boards are all equipped with inserts so when the wind kicks in, you can go windsurfing. Lots of opportunities for fun on the water. The SUP sport is as diverse as our range. Wave, tour, race or fitness for any occasion and all ability levels.

- All boards come with a tri fin fin set up.
- Easy to carry with the handle placed so the board balances perfectly under your arm!
- EVA Deck pad is top of the line- ultra grip/ultra comfort
- All boards come with windsurf rig intakes
- Leashes and paddles sold separately



## PACK LEADER 11'2"



### BOARD DETAILS 10'2"

This shape comes pretty close to being the best all round water hound! In the wave you can turn it on a dime, thanks to the tail kick and the narrow tail. The concave in the nose makes it the ultimate Noserider. In flat water, the great volume distribution and its width make it stable enough for beginners and intermediate riders. You will love the slightly concaved stand area which provides relaxed cruising comfort on extra long coast runs.

### BOTTOM LINE

One Man, One board, One paddle- this is the do it all board!

\*Available with Center Fin Box as WS (Windsurfing) version too. Upwind performance guaranteed! Plug and fin are included with this version.

### BOARD DETAILS 10'2" PINK CADILLAC

They say Pink is the new Black- this board just says WATCH OUT. Everything the 10'2" has plus an extravagant look.

### BOTTOM LINE

Hard core ripper ready to take on the freaks!

### BOARD DETAILS 11'2"

The 3 fin set up and the narrow tail creates a surprisingly versatile and fast gliding board that rips in small waves. The 11'2" is an ultra stable board for all the heavier paddlers, beginners, or families, who are looking for a SUP with great comfort and easy handling. Even on long downwinders on the open sea, thanks to its straight rocker line with a slight tail kick it will do whatever you tell it to.

### BOTTOM LINE

A sporty cruiser that lets you explore the water and find your fun!

Available with Center Fin Box as WS (Windsurfing) version too. effortless upwind performance guaranteed! Plug and fins are included with this version.

MODEL	VOL (l tr)	LENGTH (c m)	WIDTH (c m)	WEIGHT* (k g)	BOX	FIN
SUP 10'2"	180	10'2"	30"	11.9	US & FCS	SUP 23 + FCS M-5
SUP 10'2" Pink Cadillac also in ISHOT CONSTR.	180	10'2"	30"	11.9	US & FCS	SUP 23 + FCS M-5
SUP 10'2" WS ** also in ISHOT CONSTR.	180	10'2"	30"	12.2	US & FCS	SUP 23 + FCS M-5 + Slalom 340
SUP 11'2" also in ISHOT CONSTR.	210	11'2"	31"	14.0	US & FCS	SUP 23 + FCS M-5
SUP 11'2" WS ** also in ISHOT CONSTR.	210	11'2"	31"	14.3	US & FCS	SUP 23 + FCS M-5 + Slalom 340











# SUP RACE & TOURING

CATCH IT IF YOU CAN 12'6" RACE



## TABOU SUP RACE AND TOURING BOARDS

For sports-minded paddlers, the super fast 12'6" Race is a real flat water weapon. Built to win in any and all conditions. The 12'6" Touring model comes with the same shape as the Race model, but in a more resistant layup with extra plugs for various package options...

- boards come in Single fin set up with US Box
- Easy to carry with the handle placed so the board balances perfectly under your arm!
- EVA Deck pad is top of the line- ultra grip/ultra comfort
- Leashes and paddles sold separately



## FREERIDE TOUR MASTER 12'6" TOURING

TEC Construction



### BOARD DETAILS 12'6" RACE

The perfect balance between hull speed and the highest possible stability comes built in to this race board. "Working on my cad design tool I have tried to get the best in between a fast gliding hull and a good balance for the rider. For that I made a nice front bow to go through the water that has a very smooth transition to a flat middle and tail section for balance. I also worked on having a very smooth low rocker and have put all my knowledge in water release from Twenty years of R&D in windsurfing (that's a key point to have performance windsurf experience) That's why the board have a flat tail kick, sharp edges on the back and this 30° tail deck panel" says master shaper, Fabien Vollenweider.

### BOARD DETAILS 12'6" TOURING

This is the exact same shape as the 12'6 Race just built in a different construction. It is heavier and more flexible but it will still get the job done. You may not win the races every time on it but you are certain to find speed and tranquility being out on the water. An incredible shape with all the good features of a race winning machine in a more affordable construction.

All these features minimize the drag. Less drag= faster board. Very simple. We also have an extra high front bow to avoid water from passing over the deck when going through short steep chop . The outline is very narrow in front to split the water while the tail is square to keep some area to

MODEL	VOL (ltr)	LENGTH (cm)	WIDTH (cm)	WEIGHT* (kg)	BOX	FIN
SUP 12'6" Race	275	12'6"	29"	14	US	Race SUP
SUP 12'6" S-Touring also in ISHOT CONSTR.	275	12'6"	29"	17	US	Race SUP

\* Estimated Weights. Weights are given (+) plus or (-) minus 10%. This makes allowance for possible pre-production differences.











# T-LAB | PADDLES

## **Tabou Sup Paddle: Adjustable 50% Carbon**

Variable Length: 170 - 210cm

A 50% Carbon shaft for light weight and rigid handling combined with a high performance epoxy blade makes the most of every session

## **Tabou Sup Paddle: Adjustable Aluminum**


Variable Length: 170 - 210cm

Rugged, lightweight and variable because of the double push pin system it can be easily adapted to different body sizes with the push of a button!

## **Tabou Sup Paddle: Fixed Glass**

Fixed Version / / maximum length of 220 cm


Sturdy all-round paddle feels great in the hands, and even on long trips its easy to handle. The head piece comes separate and must be glued into the paddle after the length has been adjusted.






# T-LAB FINS

## Speed and control!



A very good shape alone does not make a perfect windsurf board. Only when every detail is perfectly balanced from the straps to the pads, a Tabou Board goes into production. The fin is a decisive factor. Our fins have as little resistance as possible and as much grip as you need for every condition and they are all matched perfectly to our shapes. Fabien leaves nothing without checking it to 100 percent. And who could better know what type of fin his shapes need as the shaper himself? Therefore Fabien developed the T-Lab Fins.

All T-Labs fins have been tested extensively by Fabien and the team. They are CNC machined drilled and made from tough, durable G-10 material. The outline, the flex, and of course the profiles are accurate to the particular shape and brings maximum efficiency under all circumstances-guaranteed.



**T-LAB Zinger**

7, 8, 9, 10, 11, 12, 13,  
14, 15, 16, 17, 18cm

Designed together with Thomas Traversa designed to support his style: radical, fast and loose, but on the other side also handy enough to keep always in full control.



**T-LAB Wave**

20, 22, 24cm

Developed together with Matt Pritchard, efficient and agile with a unique shape and flex that make this fin one of the best single fins available on the market.



**T-LAB X-Wave**

21, 23, 25cm

The On Shore version of the T Lab fin with more surface area and a harder flex for more speed and upwind abilities.



**T-LAB X-Ride**

23, 25.5, 27, 29cm

Our all-rounder with quick profile, but still enough rake and flex for nice turning in maneuvers. A faster freeride fin will be hard to find on the market.



**T-LAB Sashimi II**

10, 12, 13.5, 15cm

Our 2nd generation freestyle fin retuned for the single fin setup. Our special early planing freestyle fin with minimum depth for loose spins, flips and fast tricks. This fin is used by our entire freestyle team- no need to purchase another fin, this is the real deal!



**T-LAB Slalom HW**

HighWind: 28, 30, 32, 34, 36, 38, 40, 42

LowWind: 38, 40, 42, 44, 46, 48, 50, 52



**T-LAB Slalom LW**

Speed, speed speed and control at the limit is the hardest test of the Team, day by day, this line has emerged. Designed by Cedric Bordes it was about nothing less than 100 percent. A competition slalom race fin design. The result is almost under doping suspicion, so good they are.





#### **GTIL**

Room 304, 3/F, King Centre  
23 Dundas Street, Mong Kok  
Kowloon, Hong Kong

isabella@tabou-boards.com  
Tel : 852-2312-0606  
Fax : 852-2312-0700

**TABOU-BOARDS.COM**

v. 20121210